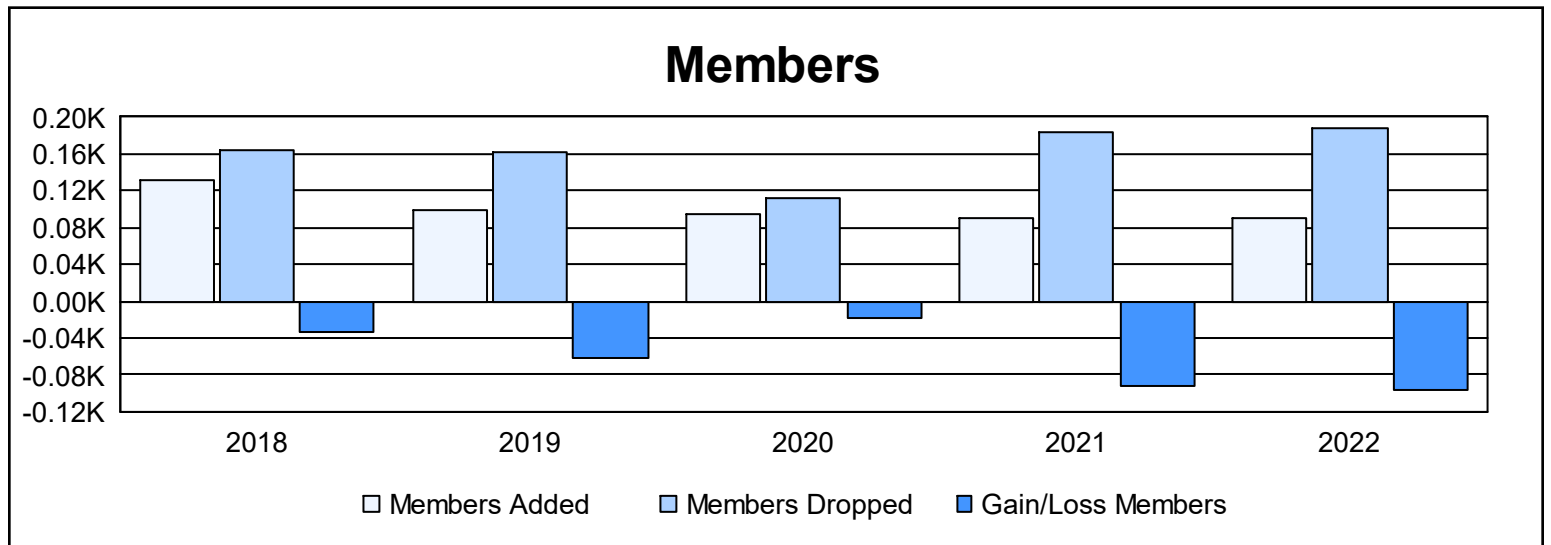
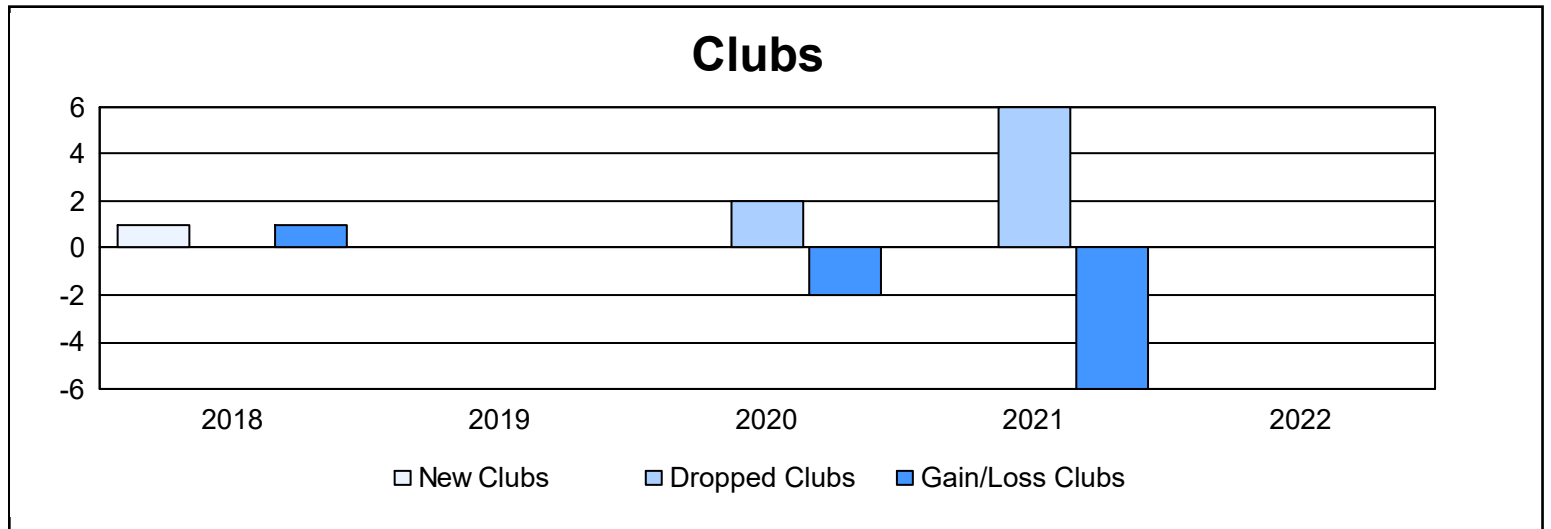
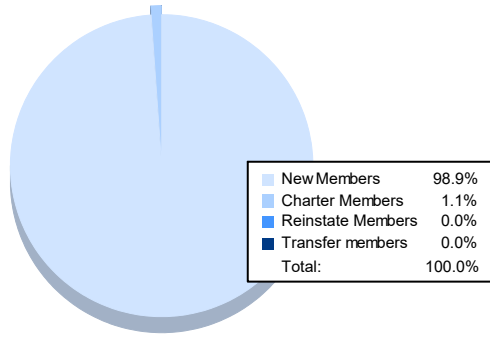


Year	New Clubs	Dropped Clubs	Gain/ Loss Clubs	New Members	Charter Members	Reinstate Members	Transfer Members	Total Member Added	Total Members Dropped	Gain/ Loss Members
2017-2018	1	0	1	97	27	3	4	131	165	-34
2018-2019	0	0	0	94	0	3	3	100	162	-62
2019-2020	0	2	-2	88	0	2	4	94	113	-19
2020-2021	0	6	-6	64	9	1	16	90	183	-93
2021-2022	0	0	0	89	1	0	0	90	187	-97
<b>Average</b>	<b>0</b>	<b>2</b>	<b>-1</b>	<b>86</b>	<b>7</b>	<b>2</b>	<b>5</b>	<b>101</b>	<b>162</b>	<b>-61</b>



### Membership Composition June 2022 Cumulative



### Gender Composition June 2022 Cumulative

